



# CONNECTING YOU WITH TEXAS



2020 Right of Way Short Course Session



October 14, 2020



# JOINT BID UTILITIES: PARTNERING WITH BENEFITS

San Antonio District



October 21, 2020



- From El Paso, TX Graduated from University of Texas at El Paso, 2005



- Have over 10 years experience in Utility Coordination/Management
- Family, 3 kids (23, 10, 6 year old)



- Enjoy weight lifting







- Graduated from the University of South Florida, 2010



- 5 years at TxDOT with 1 year in Utility Management.
- Family, 2 kids (6 and 4 year old)



- Enjoys running, cycling and swimming



# Table of contents

- 1 Joint Bid Definition & Agreements
- 2 TXDOT Benefits
- 3 Utility Benefits
- 4 San Antonio District Project Showcase
- 5 Joint Bid Considerations
- 6 Summary



# UTILITY JOINT BID

TxDOT Definition & Agreements



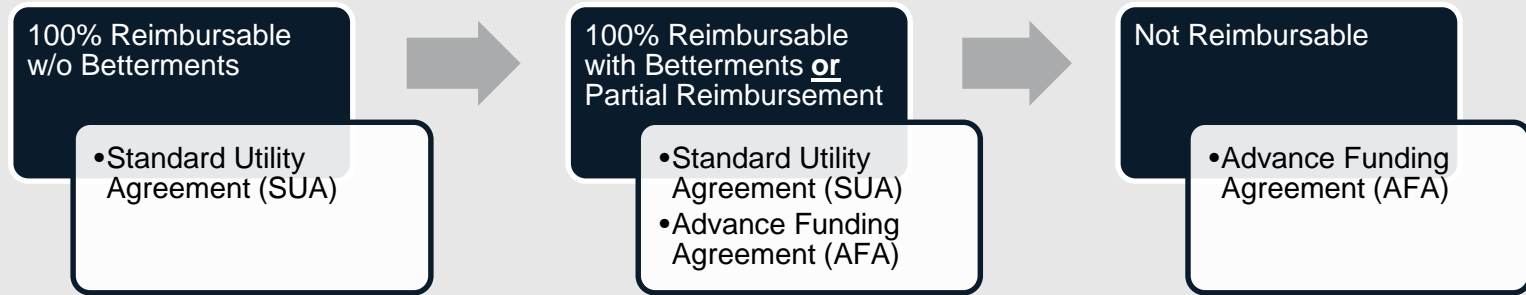
October 21, 2020

# Utility Joint Bid Definition

- Schematic and Plans, Specifications, and Estimate Development
- A Utility is relocated under a TxDOT Construction Contract.



# Agreements Needed for Joint Bid



- Standard Utility Agreement (SUA) FORM ROW-U-35
- Utility Advance Funding Agreement (AFA)





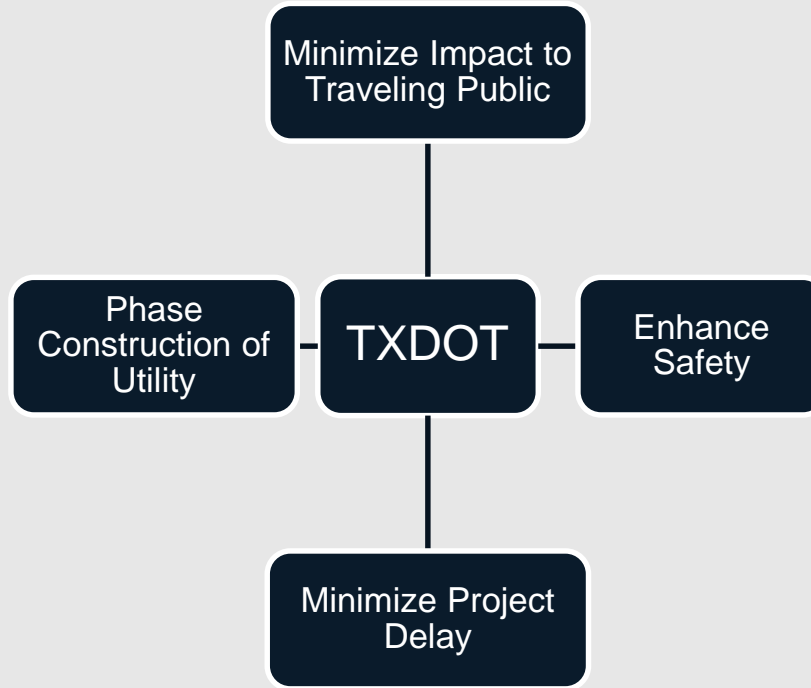
# UTILITY JOINT BID

TxDOT and Utility Partner Benefits



October 21, 2020

# Benefits - TXDOT



# Benefits - Utility





# PROJECT SHOW CASE

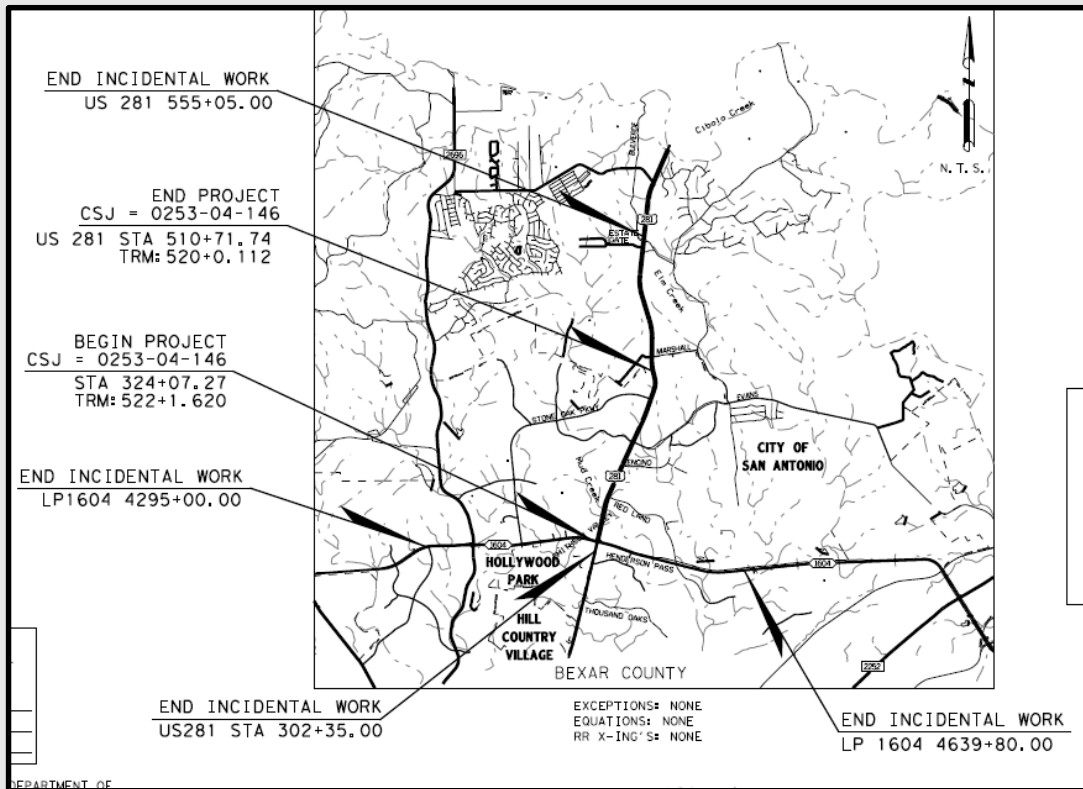
San Antonio District: US 281 Phase 1



October 21, 2020



## San Antonio District: US 281 Phase I





# General Project Information

## Project Description

- Expand to 6 Lane Expressway with Frontage Roads (4 General Purpose and 2 HOV Lanes), Northern Direct Connectors at LP 1604

## Est. Construction Cost

- \$180,000,000

## Est. Completion Date

- Spring 2021

## Utilities

- AT&T, CPSE OH Distribution Electric, CPSE UG Distribution Electric, CPSE Transmission Electric, CPSE Gas, Grande, Level 3, San Antonio Water Systems sewer and water, CenturyLink, MCI / Verizon, TWC / Charter

## Joint Bid Utility Partners

### San Antonio Water Systems (SAWS)

- Water & Sewer mains various sizes
- ***SUA & Utility AFA (Partial reimbursement)***

### City Public Service (CPS) Energy Gas

- Joint Bid: Gas mains various sizes
- ***Utility AFA (non reimbursable)***

### AT&T

- ***ONLY*** Duct System consisting (trench & bore)
- ***Utility AFA (non reimbursable)***

### MCI/Verizon

- ***ONLY*** Underground conduit
- ***Utility AFA (non reimbursable)***

# Joint Bid Utilities Under Construction



## Project Benefits

Overall project time savings: 1 years

Traffic control time & costs savings: Total \$2.85M

*\*utility share \$189K*

Environmental permitting: TCEQ permit coordination; Water Pollution Abatement Plan (WPAP) and Storm Water Pollution Prevention Plans (SW3P)

Inspection: Construction Engineering & Inspection (CE&I) contract used for oversight and coordination of utility work

Utility betterments

## Lessons Learned

Utility bids came in higher than estimated

Change order negotiations

Utility inspection coordination



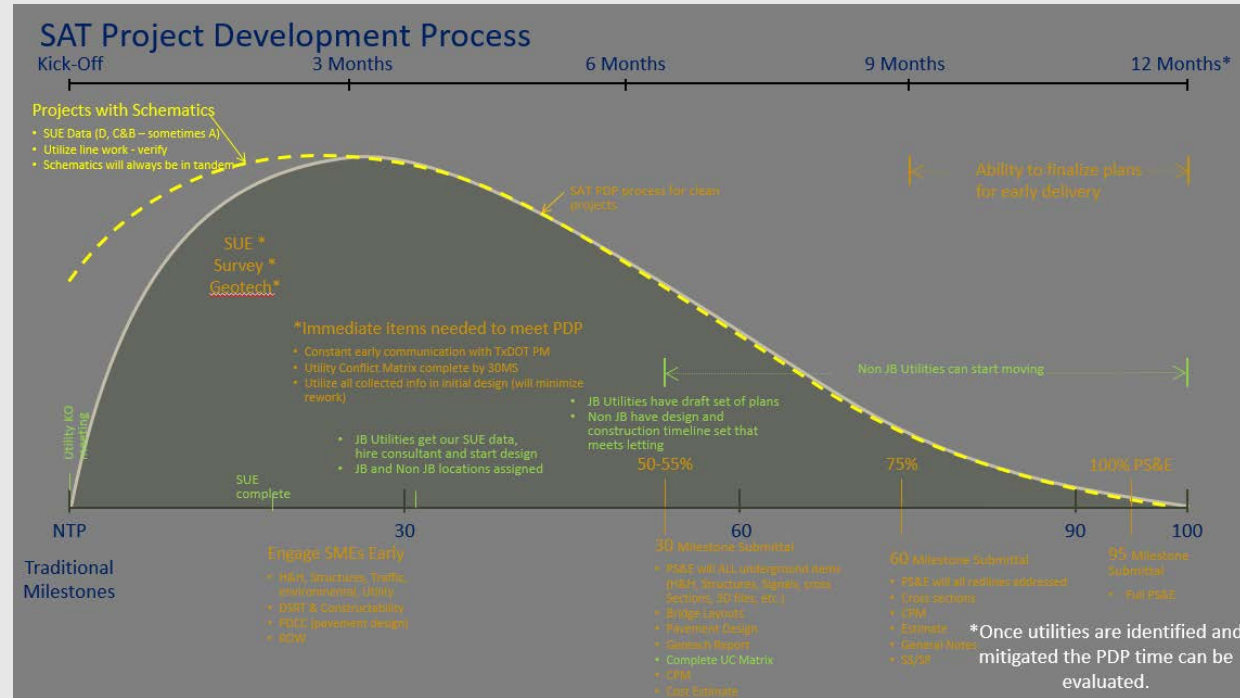


# JOINT BID CONSIDERATIONS

October 21, 2020


# Joint Bid Considerations: Project Design & Timeline

- Special Specification (SS)
- Utility design development
- Utility design review
- Traffic control plan review



# Joint Bid Considerations: Materials

- Any TXDOT contract that includes federal aid must comply with Buy America Guidelines
- Includes joint bid work
  - **Regardless** of compensability



# Joint Bid Considerations: Work Location

- Environmental permitting
- Construction easements



# Joint Bid Considerations: Agreements


- Utility Process to execute agreements
- Utility commitments and responsibilities as joint bid partner





# Summary

- Advantages in joint bidding for both TXDOT and utilities
- Communicate early with utility partners
  - Project considerations
  - Maintain good partnerships
- ***Deliver Successful Project!***





# Questions/ Feedback

# Maintaining Connection – Relocation

**JEFFREY BROOCKS**

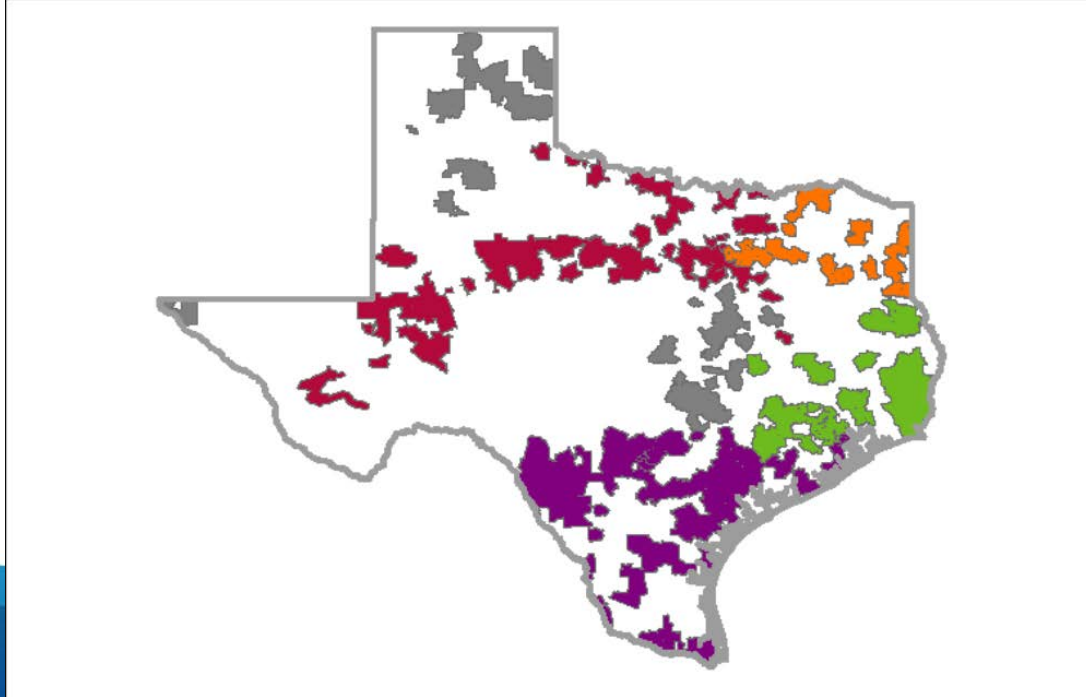
**AT&T – Director Construction & Engineering**

**TXDOT UTILITY PARTNERING CONFERENCE**

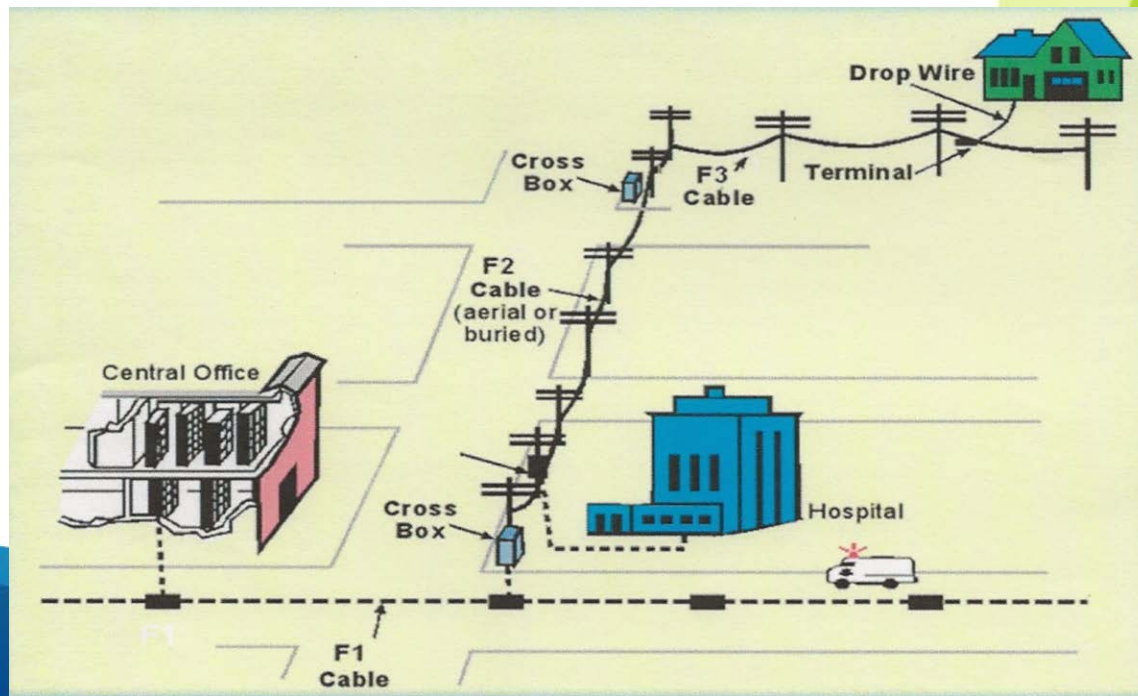
**Austin, Texas**



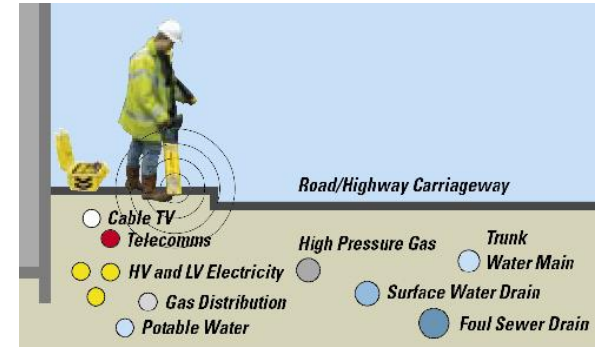
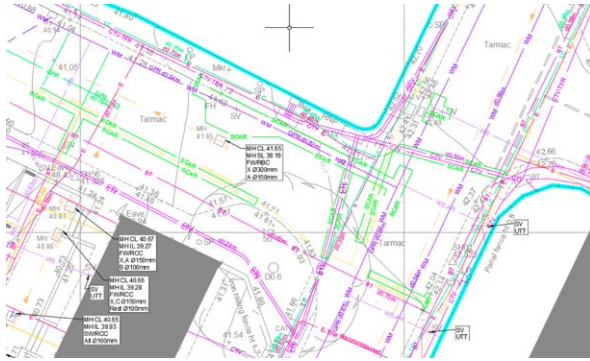
# AT&T Texas Wireline Service Areas - Texas



# TELECOMMUNICATIONS WIRELINE NETWORK OVERVIEW



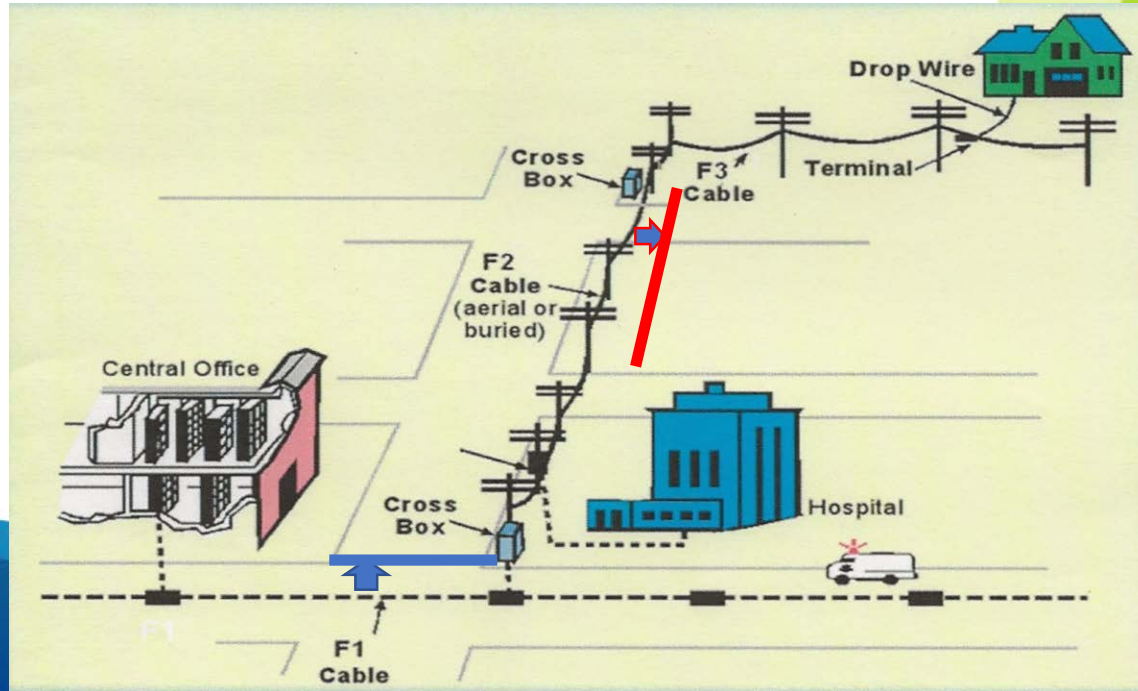




# Various Underground Facilities



# TELECOMMUNICATIONS WIRELINE NETWORK OVERVIEW - RELOCATION



# Relocation: A Matter of Time and Cost

## The “Big” Steps:

1. Obtain “cleared” Rights-of-Way (i.e., other facilities)
2. Trench and place new fiber or copper and/or
3. Place new poles and attach fiber or copper
4. Prepare for “cutover” (customer notification and negotiation)

This step is time consuming!

5. Conduct the *splicing* work to cut lines over as quickly/smoothly as possible.



## Relocation Realities: Issues to Manage

- Telecom lines must be spliced one by one. There are no shortcuts to this!
- The number of splicers is limited by space considerations.
- Telecom lines normally are placed lowest on utility poles and, if underground, farthest from center line of highway/road. This means AT&T and other telecoms are the LAST to move!



# The Relocation Process - External

- Receive TXDOT Notification of project and Schematic or 30% Plans
- Review 30% Plans and provide TXDOT As-builts/Redlines to begin SUE coordination
- Work with TXDOT consultant to develop SUE prior to 60% Plans
- Receive 60% Plans
- Review 60% Plans and Confirm or eliminate conflicts
- Develop Relocations Plans
- Receive 90/95% Plans and compare 90% plans to relocation plans
- Submit UIR / Reimbursable Agreement
- Confirm ROW acquisition is Complete





# The Relocation Process - Internal

- Determine Funding
- AT&T Engineering Submits Project to Construction
- Construction review and bid to hire contractor
- Once Permit is approved order structure material and mobilize contractor
- Build Structure
- Hire placing contractor structure build
- Once Structure footages can be proved order cable
- Order and Place electronics
- Place Cable
- Splice Cable (TXDOT projects can have thousands of hours of splicing)



# CENTRAL OFFICE VAULT







## INSIDE MANHOLE



## DUCT BANK INSTALLATION





# CABINETS

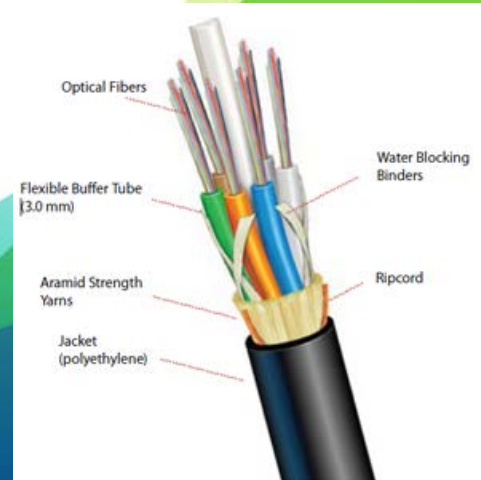
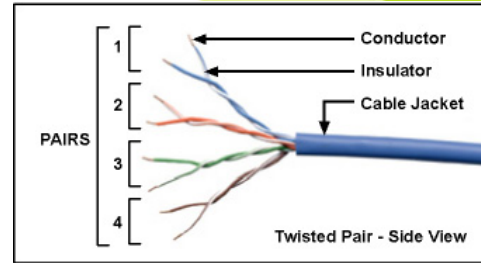


## AT&T COPPER PEDESTAL



# Splicing & Time

- Time associated with splicing varies from job to job:
- **Copper** – We still utilize the Copper Network. Copper is more time consuming to splice on a “pair by pair” basis.
- **Fiber** – We need to schedule downtime and notify customers (including businesses), as we maintain service. For example, need to coordinate “cut over” time with banks.
- An overall plan for splicing schedules/timeline must be established.
- FAA, 911 circuits need to be coordinated and must be cleared by the customers.
- This notification and coordination process could take 30-90 days to receive the clearance to cut.





# Copper Splice



# Copper Pulp Splice



"...and we've been doing  
this for a very long  
time...."





# FIBER SPLICE



# Relocation Challenges/Successes

- Biggest challenge is the time it takes to build
- TXDOT LET dates
- Timing of ROW actual acquired dates and project LET dates
- Matching up TXDOT schedule to our project duration
- Meeting TXDOT schedule when sizes and scope of our projects vary from job to job
- Frequent communication is the key!



# Questions





# Thank you!